



KITSCH-NITSCH[®]

application instructions



plastic squeegee



a soft but firm plastic (credit) card



scissors



knife




soft cotton mittens or cloth



telephone (to call a handy friend)

with transfer film



1 Cut the set to individual elements (if necessary).

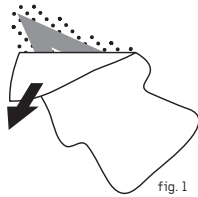


fig. 1

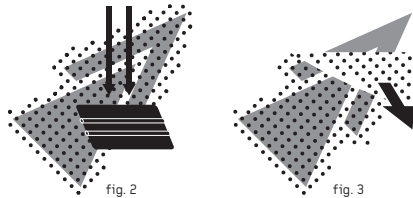


fig. 2


fig. 3

2 Peel off the release paper (fig. 1). Use a squeegee to paste the element to the surface of your choice (fig. 2). Remove the transfer film at a sharp angle (fig. 3).



3 Repeat step 2 until your artwork is finished. Afterwards use a mitten to additionally secure the elements to the surface.

without transfer film



1 Cut the set to individual elements (if necessary).

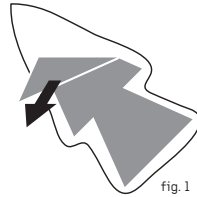


fig. 1

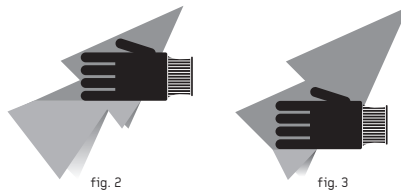


fig. 2

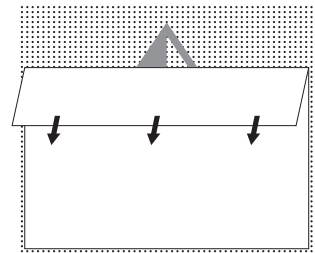
fig. 3

2 Carefully peel off the sticker from the release paper (fig. 1). Use a squeegee to secure the element to the surface of your choice with top to bottom moves (fig. 2, fig. 3).

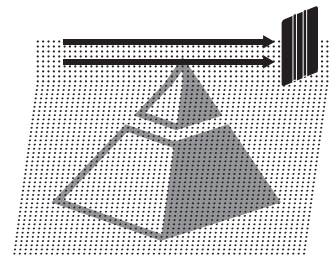


3 Repeat step 2 until your artwork is finished. Afterwards use a mitten to additionally secure the elements to the surface.


application of (larger) stickers



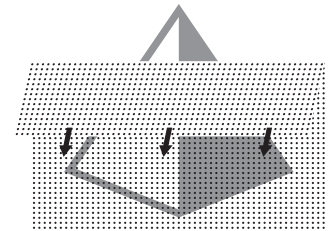
1 Peel off the release paper slowly and evenly.



2 Secure the top part of the artwork to the wall with strong left to right squeegee moves.



3 Continue by using firm strokes leading from the centre to the sides of the artwork. Be careful to squeeze out all the air bubbles.



3 Remove the transfer film at a sharp angle.

WHEN APPLYING TO EXTREMELY SMOOTH SURFACES (WINDOWS, ACRYLIC AND WOODEN LACQUERED PANELS ETC) CONSIDER FOLLOWING THE CAR VINYL APPLICATION INSTRUCTIONS. Apply to flat, clean and dry surfaces. Vinyl is soft, thin and deforms easily. Any irregularities on walls such as cracks or bulges will be visible if not repaired or removed. Apply to walls free of dust and painted with standard wall paints. Do not apply to surfaces painted with concrete acrylic paints or paints that include metallic particles. Vinyl Wallscapes are not reusable. Vinyl gets irreparably damaged if removed. Avoid application in other than room temperature (18 - 25 °C). Avoid application in cold rooms that will be heated immediately after application (and vice versa).

